



## OPERATING INSTRUCTION

### PALMEK - ALIGNMENT TOOL



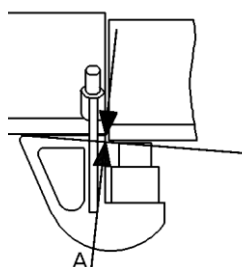
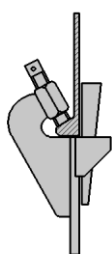
Please get acquainted with these instructions prior to using the PALMEK tool.

**General** The PALMEK tool has been designed for fast alignment of holland profile of size 140...400 mm. PALMEK is available as left and right hand models.

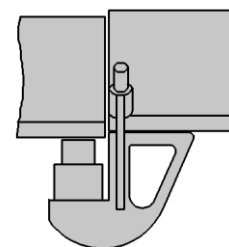
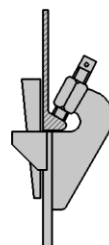
#### Operating instructions

1. Remove possible burrs from the section ends
2. Attach PALMEK on that section which is located higher than the other by using the screw and the wedge. PALMEK type left is painted blue and type right yellow respectively.
3. Please use the JAKKI tool or hammer for lateral alignment of the sections.
4. Align the sections by using the hydraulic jack on PALMEK
5. Tack weld the section ends, when they are properly aligned

PALMEK type left



PALMEK type right



**WARNING!** Normally the wedge begin to slide by 16...20 tons force and the PALMEK come out gradually. STOP pumping the jack when the dimension A has increased up to 8...10 mm. It is not allowed to weld the wedge into the PALMEK or profile.

For alignment of smaller holland profiles (100...120 mm) Craftmer Oy is producing a special tool called MINIPALMEK.

The best efficiency can be achieved, when there are two persons working as a team and they have a sufficient number of PALMEK tools available.

## Maintenance

The screw shall be lightly lubricated at all times. Welding spatter shall be removed from time to time in order to keep the friction down and prevent the threads from seizing. The threads shall be greased after cleaning.

## Technical data

Weight	10 kg
Capacity	Max. 20 tonnes (capacity of the jack)
Working range	HP 140...400
Colours	Left - blue, right - yellow
Jack	Capacity 15...20 tonnes
	Min. height 95 mm
	Stroke 40 mm

**Warranty:** The manufacturer, Craftmer Oy, is granting a 12 months warranty for PALMEK tools, calculated from the sales date. The warranty is covering claims related to damages to the tool and pertaining to material faults and mistakes in production. The warranty does not cover indirect losses or damages or damages due to wrong use or overloading of the PALMEK tool.

## Manufacturer:

Craftmer Oy  
 Kuormakatu 6  
 FI-20380 TURKU  
 FINLAND

[craftmer@co.inet.fi](mailto:craftmer@co.inet.fi)  
[www.craftmer.fi](http://www.craftmer.fi)

EFFICIENCY AND SAFETY ARE OUR COMMON INTERESTS !